

# E·M·S·R

	MARCH/APRIL					MAY					JUNE				
M	30	2	9	16	23	7	14	21	28	4	11	18	25		
T		3	10	17	24	1	8	15	22	29	5	12	19	26	
W		4	11	18	25	2	9	16	23	30	6	13	20	27	
T		5	12	19	26	3	10	17	24	31	7	14	21	28	
F		6	13	20	27	4	11	18	25	1	8	15	22	29	
S	31	7	14	21	28	5	12	19	26	2	9	16	23	30	
S	1	8	15	22	29	6	13	20	27	3	10	17	24		
	JULY					AUGUST					SEPTEMBER				
M	30	2	9	16	23	6	13	20	27	3	10	17	24		
T	31	3	10	17	24	7	14	21	28	4	11	18	25		
W		4	11	18	25	1	8	15	22	29	5	12	19	26	
T		5	12	19	26	2	9	16	23	30	6	13	20	27	
F		6	13	20	27	3	10	17	24	31	7	14	21	28	
S		7	14	21	28	4	11	18	25		1	8	15	22	29
S	1	8	15	22	29	5	12	19	26		2	9	16	23	30
	OCT/NOV					DECEMBER									
M	1	8	15	22	29	31	3	10	17	24					
T	2	9	16	23	30		4	11	18	25					
W	3	10	17	24	31		5	12	19	26					
T	4	11	18	25	1		6	13	20	27					
F	5	12	19	26	2		7	14	21	28					
S	6	13	20	27	3		1	8	15	22	29				
S	7	14	21	28	4		2	9	16	23	30				

OPEN DAILY 10am-5pm

31st March-30th September

Weekends only during October

Open daily 29th October-4th November

## SPECIAL EVENTS for 2012

"Eggspres" - Easter Sunday

Free Easter Eggs for the children (while stocks last)

Classic Bus Rally - Sunday 22nd July

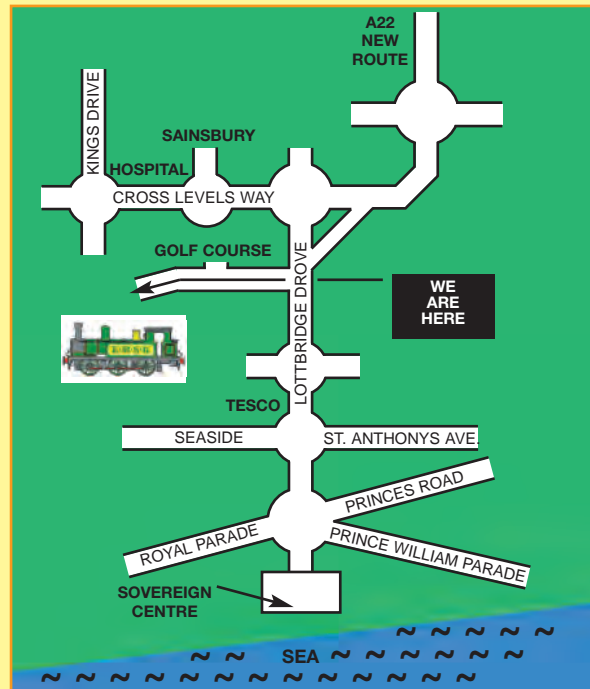
Static display of buses plus a free shuttle service from EMSR and Eastbourne Railway Station, 10am-5pm

Santa Specials - 22nd & 23rd December, 11am-4pm

Take the Santa Special steam train to Santa's Grotto, admission charge includes children's present from Santa, festive drink and mince pie for the adults.

View our Website for up to date information

[www.emsr.co.uk](http://www.emsr.co.uk)



## HOW TO GET THERE

Follow A22 New Route, then follow 'brown' signs to 'Mini Railway'.

Sorry No Dogs Allowed!

# E·M·S·R

Issued by E.M.S.R., Lottbridge Drive, Eastbourne

East Sussex BN23 6QJ

Telephone: (01323) 520229



Visit our website:

[www.emsr.co.uk](http://www.emsr.co.uk)


South East England Tourist Board Visitor Attraction of the Year 2002

PRINTED BY:

**Fineprint**  
SUSSEX LTD

Eastbourne & Uckfield

Tel: (01323) 741188 or (01825) 768333



## A RAILWAY ADVENTURE IN EASTBOURNE

# E·M·S·R





EASTBOURNE MINIATURE  
STEAM RAILWAY  
ADVENTURE PARK  
• LOTTBRIDGE DROVE •





**E**astbourne Miniature Steam Railway Adventure Park was built and is owned and operated by the Wadey Family. Mike & Rachel with their son, Luke, and daughter Cheryl, assure you of a personal warm and friendly welcome.



**E·M·S·R**

- 1** Car Park
- 2** Entrance & Railway Shop
- 3** Cafe & Ticket Office
- 4** Toilets
- 5** Windy Ridge Station
- 6** Garden Railway
- 7** 'The Sidings' Model Railways
- 8** Adventure Playground
- 9** Toddler Area
- 10** Suspension Bridge
- 11** Nature Walk
- 12** Southbourne Crossing
- 13** Picnic Areas
- 14** Turntable & Locomotive Display
- 15** Padgham Tunnel

